



## Mortar Raking Blade

A specially designed blade for mortar raking applications, with a 6.4mm thick by 8mm deep heavily impregnated diamond segment. Quickly removes horizontal joints in brickwork prior to re-pointing.



Offering fast stock removal and long life



Conforms to EN13236  
MORTAR

DIA.	SEGMENT HEIGHT	BORE	APPLICATION
115mm	8mm	22.23mm	DRY CUT

FAIDB115MR2  
£25.11 Ex VAT £30.13 Inc VAT

## Diamond Blade Set

A selection of diamond blades ideal for cutting tiles, paving slabs, breeze blocks, granite, marble and general brickwork.

- Contains:
- 1 x Wet cut continuous rim blade (red)
  - 1 x Dry cut turbo blade (dark blue)
  - 3 x Dry cut Segmented blades (light blue)

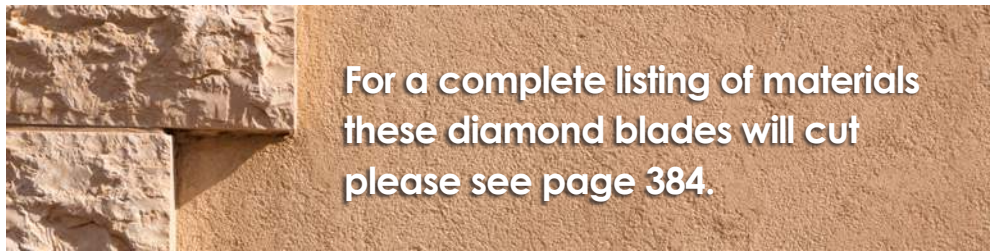
5 PIECE SET



DIAMETER	BORE	APPLICATION
115mm	22.2mm	DRY/WET

Conforms to EN13236

FAIDBSET5CD  
£17.28 Ex VAT £20.74 Inc VAT



For a complete listing of materials these diamond blades will cut please see page 384.

### SAFETY INSTRUCTIONS

#### BEFORE USE

Check the blade selected is suitable for the type of work being undertaken and compatible with the machinery being used.

Visually inspect the blade for any sign of damage, uneven wear or any other type of damage. If any fault is found dispose of the blade immediately and ensure it can't be used by any other person.

Mount the blade in line with the grinders instructions, ensuring the rotation of the machine matches the rotation indicated on the blade.

Ensure the grinder's guards are in place, and wear suitable clothing, eye protection and the correct respiratory equipment depending on the material being cut.

Ensure the material being cut is held securely in place and cannot nip the blade.

#### DURING USE

Allow the blade to cut the material and avoid applying excessive force.

Avoid overheating the blade by taking regular breaks to allow the blade to cool.

When wet cutting apply water to both sides of the blade and ensure an adequate flow rate is achieved.

Segments can be redressed by running the blade into a soft abrasive material such as a block or brick whenever a drop in the cutting ability is noticed.

During use regularly check the blade for damage.